

SUMMER ACTIVITIES

Limited
Space Available
Register online
1 week prior to
each event

FAMILY STORY TIME

9:30am or 10:30am on select Tuesdays
June 27 • July 11 • July 18 • July 25 • Aug 1

FARMERS' MARKET STORY TIME

2:30pm on select Wednesdays @Town Hall
July 5 • July 12 • July 19 • July 26 • Aug 2
Outside, Weather-Permitting

**DROP-IN
EVENT**
NO Registration
Required.

PJ STORY TIME

6:30 pm on select Wednesday evenings
June 28 • July 5 • July 12 • July 19 • July 26 •
Aug 2

All Are Welcome! Drop-In Event
Outside, Weather-Permitting

Wear your
PJs at
the
library!

The Cornwall Public Library has a welcoming space in the Children's Area especially for families. There are plenty of developmentally appropriate books for you and your child(ren) to enjoy. This bright, cool, comfy area is the perfect place for parents and their little ones to have fun together this summer — and all year long!

Generously supported by



395 Hudson Street
Cornwall, NY 12518
845.534.8282

www.cornwallpubliclibrary.org



READING CLUB

For Babies & Toddlers • Ages Birth to 36 Months
and their Parents/Caregivers

All Together Now
SUMMER 2023


www.cornwallpubliclibrary.org • 845-534-8282

ITSY BITSY 2023 SUMMER READING CLUB

For Babies and Toddlers ages Birth to 36 Months
and their Parents/Caregivers

This program provides . . .


- Easy identification of the 5 Itsy Bitsy Skills and ways to use them to develop early literacy skills.
- Fun activities to do with your little ones while completing your game board for prizes.
- Weekly library story times with age-appropriate books, songs and rhymes.



ITSY BITSY BUG GAMES


Here are a few suggestions of things to do while
completing your Game Board!

- Make up a song about everyday activities to sing with your child, like, "Drink, drink, drink your milk..." sung to the tune of Row, Row, Row your Boat — or "Now it's time for getting dressed..." to the tune of Mary Had a Little Lamb.
- Spread out on a blanket or towel (inside or outside) and pretend to have a picnic or day at the beach. Talk about what you would need and like to take.
- Use empty boxes as building blocks and let your child play by stacking them and then knocking the stack over. Use phrases like, "all fall down" to describe what is happening.
- Supply your child with plastic cups and containers in the bathtub. Let the child fill and empty them—and don't be afraid to play, too!
- Give your child a chance to experience new sensations — bare feet in the grass, playing with sand or cornmeal, "painting" with water on the sidewalk, crumbling paper to use as a ball.



's

Itsy Bitsy Game Board



1

3

2

library visit

do a bug game

read together

literacy activity

do a bug game

read together

literacy activity

library visit

do a bug game

read together

literacy

do a bug game

read together

do a bug game

literacy activity

FREE SPACE

library visit

literacy activity

literacy activity

FREE SPACE

literacy activity


read together

library visit

read together

do a bug game

START HERE



Help Itsy Bitsy Spider climb up the water spout by completing the squares along the way in any order.

Once you reach a number, visit the library with your game board and get a prize!

Follow the rest of the trail, make sure to collect your other two prizes, and have lots and lots of fun along the way!



SKILLS & ACTIVITIES

5 Literacy Skills and Activities to Get Your Child Ready to Read!



Reading together increases vocabulary and general knowledge. Children who enjoy being read to develop an interest in reading and want to learn to read themselves. A child's interest in reading is an important predictor of later success.




Songs help children develop listening skills and pay attention to the rhythms and rhymes of spoken language. Singing slows down language so children can hear the different sounds that make up words.



Some of the best kinds of play are unstructured, when children can use their imagination and create stories that develop important narrative skills. Ask your child to "read" a book you've read together many times and tell you a story. This develops language skills.



As they scribble and draw, children develop the fine motor skills they need to hold a pencil or crayon and write letters and words. Provide many opportunities to draw and write. Talk to your children about what they draw and write captions or stories together.



Make sure your child has lots of opportunities to talk with you, not just listen to you talk. Stretch your child's vocabulary by repeating what your child says and by using new words. Respond to what your child says and extend the conversation.

EVERY CHILD READY TO READ